

Fc γ receptor polymorphisms and their association with periodontal disease: a meta-analysis

Niki L. Dimou¹, Georgios K. Nikolopoulos², Stavros J. Hamdrakas¹ and Pantelis G. Bagos³

¹Department of Cell Biology and Biophysics, Faculty of Biology, University of Athens, Panepistimiopolis, Athens, Greece; ²Hellenic Centre for Diseases Control and Prevention, Amarousio, Greece; ³Department of Computer Science and Biomedical Informatics, University of Central Greece, Lamia, Greece

Dimou NL, Nikolopoulos GK, Hamdrakas SJ, Bagos PG. Fc γ receptor polymorphisms and their association with periodontal disease: a meta-analysis. *J Clin Periodontol* 2010; 37: 255–265. doi: 10.1111/j.1600-051X.2009.01530.x.

Abstract

Aim: A systematic review and a meta-analysis were conducted in order to investigate the potential association of Fc γ receptor (Fc γ R) polymorphisms with susceptibility to aggressive and chronic periodontal disease.

Materials and Methods: A database search yielded a total of 17 studies involving 1685 cases and 1570 controls. Three polymorphisms were included in the meta-analysis: Fc γ RIIA H131R (rs1801274), Fc γ RIIIA F158V (rs396991) and Fc γ RIIIB NA1/NA2. Random-effect models were used in the analysis. Odds ratios (ORs) along with their 95% confidence intervals (CIs) were computed to compare the distribution of alleles and genotypes between cases and controls.

Results and Conclusions: The Fc γ RIIIB NA1/NA2 polymorphism was associated with both aggressive (per-allele OR 2.005, 95% CI: 1.044, 3.851) and chronic periodontitis (recessive contrast NA2NA2 *versus* NA1NA1+NA1NA2 OR 1.397, 95% CI: 1.039, 1.878). The analysis showed weak evidence for association between the Fc γ RIIA H131R polymorphism and aggressive periodontitis in Asians (R *versus* H allele OR 1.579, 95% CI: 1.025, 2.432). On the contrary, no relationship was identified between Fc γ RIIIA F158V and periodontal disease. Accumulating evidence from basic research makes the suggested association between Fc γ RIIIB NA1/NA2 polymorphism and periodontitis biologically plausible. Further research, however, is needed in order to assess possible gene–gene or gene–environment interactions (i.e. with smoking).

Keywords: Fc γ receptor; meta-analysis; periodontitis; polymorphism

Accepted for publication 26 November 2009

Periodontitis is an infectious disease of the supporting tissues of the teeth. The accumulation of bacteria in the gingival crevice might trigger an inflammatory process, which, if left untreated, destroys the periodontium and, eventually, results in tooth loss (Heitz-Mayfield 2005). The periodontal disease

emerges either with the chronic or the aggressive form (Armitage 1999), and affects a significant portion of the population (Albandar et al. 1999, 2002, Bourgeois et al. 2007, Brothwell & Ghiabi 2009, Holtfreter et al. 2009). Although pathogenic microbes play an important role in the aetiology of periodontitis, the onset and progression of the disease is due to a combination of environmental and host-derived factors (Borrell & Papapanou 2005, Heitz-Mayfield 2005, Lang et al. 2009, Schatzle et al. 2009). Moreover, a considerable amount of evidence also supports the involvement of genetic factors in the pathogenesis of periodontal disease

(Michalowicz et al. 2000, Kinane & Hart 2003, Nikolopoulos et al. 2008, de Carvalho et al. 2009, Gurkan et al. 2009, Raunio et al. 2009, Xie et al. 2009).

Fc γ receptors (Fc γ Rs), which are membrane glycoproteins expressed on a wide variety of immune response cells, interact with the Fc (fragment, crystallizable) moiety of immunoglobulin G (IgG) molecules (Binstadt et al. 2003, Nimmerjahn & Ravetch 2006). Fc γ Rs set thresholds for B cell activation, regulate the maturation of dendritic cells and they are involved in effector pathways such as the phagocytosis of opsonized microbes, the antibody-dependent

Conflict of interest and source of funding statement

The authors declare that they have no conflict of interests.

No external funding, apart from the support of the authors' institutions, was available for this study.

cellular cytotoxicity and the release of inflammatory mediators (Nimmerjahn & Ravetch 2006). Currently, four classes of Fc γ Rs [Fc γ RI (CD64), Fc γ RII (CD32) A/B/C, Fc γ RIII (CD16) A/B and Fc γ RIV] have been described with different affinities and isotype binding patterns (Binstadt et al. 2003, Nimmerjahn & Ravetch 2006).

Polymorphisms in genes encoding the Fc γ Rs may result in variations in immune response and, thereby, might confer risk to many diseases (Kyogoku et al. 2002) including periodontitis (Sugita et al. 1999, Loos et al. 2003, Nares 2003). Three principal polymorphisms for the low-affinity receptors Fc γ RIIA, Fc γ RIIIA and Fc γ RIIIB have garnered particular attention: (i) A G to A (rs1801274) single nucleotide polymorphism (SNP) of the FCGR2A gene (location: 1q23) leads to the substitution of arginine (R) for histidine (H) at an amino acid position (denoted in literature as 131) in the extracellular domain of the Fc γ RIIA receptor (van der Pol & van de Winkel 1998, Binstadt et al. 2003). The H131 allotypic form interacts effectively with the complexed human IgG2, while the R131 protein binds poorly with this antibody subclass (Warmerdam et al. 1991); (ii) Subject of intense research is also the G/T SNP (rs396991) at position 559 (Ravetch & Perussia 1989) of the FCGR3A gene (location: 1q23) that causes the replacement of valine (V) with phenylalanine (F) at position 158 of the membrane-proximal Ig-like loop of Fc γ RIIIA (van der Pol & van de Winkel 1998, Binstadt et al. 2003). Other researchers have adopted a different nomenclature assigning position number 1 to the first amino acid of the precursor instead of the mature protein, that is, counting also the amino acids of the signal sequence. In this case, the nucleotide 559 is part of the codon for amino acid 176 of the precursor protein (Wu et al. 1997). The G/T polymorphism leads to changed affinities with the V158 allotype exhibiting significantly better binding capacity with IgG1/IgG3/IgG4 than does Fc γ RIIIA F158 (Koene et al. 1997, Wu et al. 1997); (iii) The glycosylphosphatidylinositol-linked Fc γ RIIIB exists in two isoforms, the neutrophil antigen 1 (NA1) and the neutrophil antigen 2 (NA2), as a consequence of many nucleotide substitutions resulting in alterations in four amino acids, which, in turn, produce different glycosylation patterns (Ory et al. 1989, van der Pol &

van de Winkel 1998, Binstadt et al. 2003). The Fc γ RIIIB NA1 isotype displays a more efficient interaction with IgG1- and IgG3-opsonized bacteria and better phagocytic activity (Bredius et al. 1994, van der Pol & van de Winkel 1998).

Several research groups tried to gain further insight into the relevance of Fc γ R polymorphisms in the aetiology of periodontal disease, however, with conflicting results. Moreover, many individual studies had inadequate power to reveal mild gene effects because of their small sample sizes. Therefore, the current meta-analysis aimed to increase power by systematically combining the findings of previous research on the association between Fc γ R gene polymorphisms and susceptibility to periodontitis, and to explore the potential impact of between-study heterogeneity on the summary estimates.

Materials and Methods

Retrieval of published studies

Published studies that examined the association of the Fc γ R polymorphisms with periodontitis were considered. Electronic bio-medical databases such as Pubmed, Scopus and Google Scholar were searched using a combination of the terms “periodontitis”, “periodontal disease”, “Fc γ receptor” and “Fc γ R” (last update search on October 2008). Full text publications and their reference lists were carefully screened to decide whether information on the topic of interest was included. The search was expanded by reviewing special meeting issues of journals in order to retrieve abstracts not included in computer indices.

Inclusion and exclusion criteria

Population-based case-control studies were eligible if they determined the distribution of genotypes for Fc γ R gene polymorphisms in periodontitis cases and in unrelated controls. Language or quality restrictions were avoided (Stroup et al. 2000, Pan et al. 2005). Furthermore, to eliminate the “grey literature”-related bias (Conn et al. 2003), studies published in conference proceedings or as short abstracts were also considered.

Data extraction

The required information was extracted independently by two investigators (ND, PB) who discussed disagreements and reached consensus on all issues. The following data were sought from each report: (i) first author's name, journal, year of publication, ethnicity of participants and geographical setting; (ii) numbers of eligible genotyped cases and controls; (iii) the polymorphism under investigation and the disease form [aggressive (AP) or chronic periodontitis (CP)]; (iv) the distribution of genotypes and alleles in cases and controls; (v) average characteristics of the participants (age, sex, severity of the disease, smoking status, matching details, presence of a systemic disease or a medical condition) that could be used as covariates in a meta-regression model.

Statistical analysis

The odds ratio (OR) was the metric of choice. We examined the contrast of the mutant allele against the wild type and the contrasts of each group of homozygotes with the remaining subjects. In secondary analyses, we computed specific ORs for the Caucasian and Asian populations. Separate estimates according to the Hardy-Weinberg equilibrium (HWE) status of the control population were also calculated. The chi-squared method was applied to assess whether genotype frequencies in control groups were in HWE. For each genetic contrast, the between-study heterogeneity was evaluated using the Cochran's Q statistic (Petiti 1994) and the inconsistency index I^2 (Higgins et al. 2003).

Summary ORs along with their 95% confidence intervals (CIs) were estimated fitting conventional random-effects methods (DerSimonian & Laird 1986). Two recently proposed methodologies for the meta-analysis of gene-disease association studies were also applied: The multivariate random-effects method (Bagos 2008) and the random-effects logistic regression-based meta-analysis (Bagos & Nikolopoulos 2007). Both methods avoid multiple comparisons and test directly the genetic model of inheritance.

Publication bias was evaluated using the rank correlation method of Begg (Begg & Mazumdar 1994), the Egger's regression method (Egger et al. 1997) and its random-effects analogue (Thompson & Sharp 1999). Influential studies

were determined by checking the effect of removing an individual study each time on the overall significance of the estimate or on the heterogeneity statistic. Cumulative meta-analysis (Lau et al. 1992, Lau et al. 1995) was performed to assess whether the combined effect estimates changed as more evidence was accumulated (Ioannidis & Trikalinos 2005). A newly proposed regression-based method (Bagos & Nikolopoulos 2009) was used to detect a potential time trend in the summary estimates since the standard cumulative meta-analytic approach is based only on the rather subjective visual inspection of a graphical plot.

Analyses were conducted in the statistical package Stata 10 (Stata Corporation, College Station, TX, USA). Exempt for heterogeneity statistics (significance was declared if p -value < 0.10), results were considered significant if the corresponding p -value was < 0.05. All p -values were two tailed.

Results

The search of electronic databases yielded a total of 40 citations, the full text of which was examined in more detail (Fig. 1). Of these, 23 articles were excluded as shown in Table 1. Totally, 17 studies involving 1685 cases and 1570 controls were considered eligible (Table 2). Among them, 13 studies addressed more than one polymorphism. One publication (Komatsu et al. 2008) lacked the necessary data to assess the

HWE and compute ORs in all contrasts. The control groups of three studies (Chung et al. 2003, Tang et al. 2004, Nibali et al. 2006) were not in HWE for the studied loci. One article (Tang et al. 2004) written in Chinese was retrieved and translated. Data on smoking habits were rather limited inhibiting the use of an established risk factor for periodontal disease, such as smoking, in a meta-regression model. Only one study reported data, on smoking stratified by genotype and disease status, that allow the evaluation of potential gene–environment interaction (Yamamoto et al. 2004). Only two studies reported data stratified by the severity of periodontal disease (Kobayashi et al. 2001a, Tang et al. 2004). Cumulative meta-analysis did not reveal any evidence for a trend in the effect estimates over time in any of the contrasts examined (data not shown).

FcγRIIA H131R (rs1801274)

Six studies evaluated the potential impact of the FcγRIIA H131R polymorphism on AP (Table 3). Among them, one study (Loos et al. 2003) enrolled Caucasians and two studies were conducted in an Asian population (Kobayashi et al. 2000a, Chung et al. 2003). The traditional summary-based methods produced insignificant ORs in most occasions except for the allele’s comparison in the Asian subgroup (R versus H allele OR 1.579, 95% CI: 1.025, 2.432). The multivariate analysis

yielded also non-significant estimates. Heterogeneity was moderate in the comparison of alleles ($I^2 = 61.6\%$). Formal statistical tests argued in favour of the absence of publication bias in all contrasts assessed.

A total of 11 studies, three in Caucasian populations (Loos et al. 2003, Yamamoto et al. 2004, Wolf et al. 2006) and eight that recruited subjects of Asian origin (Kobayashi et al. 1997, 2001a, 2003, Chung et al. 2003, Tang et al. 2004, Kobayashi et al. 2007a, 2007b, Komatsu et al. 2008) probed the association of FcγRIIA H131R polymorphism with CP (Table 3, Fig. 2). As was the case with AP, both the summary methods and the multivariate model yielded similar and insignificant results. Moderate between-study heterogeneity was observed only in the RR+HR versus HH contrast ($I^2 = 50.00\%$). Evidence for asymmetry in the funnel plot was detected only in the contrast of RR versus HH+HR genotypes by the three methods used (p -values < 0.05). However, this is of no concern since the particular polymorphism was not found to confer a significant risk for CP.

FcγRIIIA F158V (rs396991)

The meta-analysis encompassed four studies that explored the association between the FcγRIIIA F158V polymorphism and AP (Table 4). The combined OR for the V allele versus the F allele was 1.026 (95% CI: 0.724, 1.456). In all analyses, including the multivariate

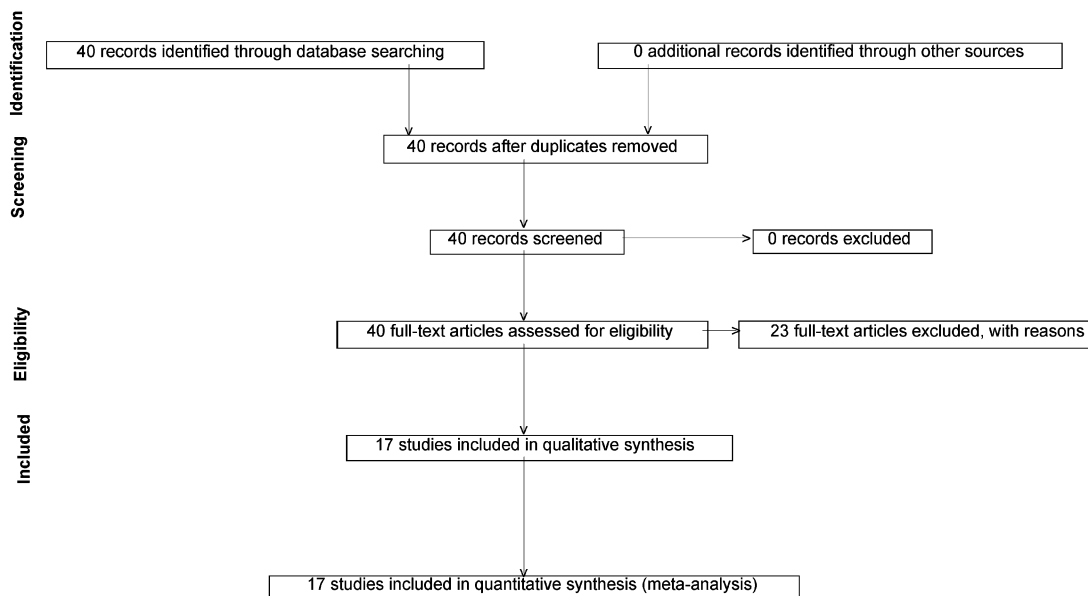


Fig. 1. Flow of information through the different phases of the meta-analysis.

Table 1. Studies excluded from the present meta-analysis along with the reason for exclusion

Study (reference)	Reasons for exclusion
1. Loos et al. (2008)	A review of genetics in periodontal disease
2. Yamamoto et al. (2007)	Evaluation of the intracellular expressions of IL-1 β in CD14 positive cells upon stimulation with human IgG2 by flow cytometry
3. Johnstone et al. (2007)	This study does not examine the distribution of genotypes
4. Matthews et al. (2007b)	This study aims to determine whether neutrophil hyper-responsiveness was constitutive or reactive, and to discover the effect of non-surgical therapy
5. Matthews et al. (2007a)	This study investigates whether peripheral neutrophils from patients with chronic periodontitis generate higher levels of reactive oxygen species after Fc γ receptor stimulation than those from healthy controls
6. Naito et al. (2006)	It is not a case-control study
7. Loos et al. (2005)	A review of candidate genetic risk factors for periodontitis and possible mechanisms of action
8. Nagasawa et al. (2004)	This study does not examine the distribution of genotypes
9. Fredriksson et al. (2003)	Examination of the constitutionally hyper-reactive neutrophils in periodontitis
10. Meisel et al. (2001)	There are no controls
11. Kobayashi et al. (2001b)	It is not a case-control study
12. Kobayashi et al. (2000b)	This study examines the relevance of IgG receptor IIIb (CD16) polymorphism to handling of <i>Porphyromonas gingivalis</i>
13. Yuan et al. (1999b)	Determination of the levels of soluble Fc γ receptor III in gingival fluid from periodontal lesions
14. Fredriksson et al. (1999)	This study does not examine the distribution of genotypes
15. Yuan et al. (1999a)	It is not a case-control study
16. Yuan et al. (1998)	Determination of soluble Fc γ receptors in periodontal lesions
17. Colombo et al. (1998)	This study does not examine the distribution of genotypes
18. Fredriksson et al. (1998)	This study investigates the generation of chemiluminescence and intracellular hydrogen peroxide after in vitro priming and Fc γ R stimulation
19. Asman et al. (1997)	This study examines the expression of membrane molecules in periodontitis and gingivitis
20. Miyazaki et al. (1997)	This study examines the correlation between Fc γ RII and Fc γ RIII expressions and the phagocytic capacity of GCF-PMNs (gingival crevicular fluid)
21. Gustafsson & Asman (1996)	This study investigates the release of free oxygen radicals from peripheral neutrophils in adult periodontitis after Fc δ receptor stimulation
22. Wilson et al. (1995)	This study determines the IgG2 antibodies' capability of supporting phagocytosis and killing of <i>Actinobacillus actinomycetemcomitans</i> by human neutrophils
23. Okada et al. (1983)	This study is involved in the identification and distribution of immunocompetent cells in inflamed gingiva of humans with chronic periodontitis

Table 2. Characteristics of studies included in the present meta-analysis

Author	Year	Country	Cases	Controls	Form of Disease	Gene, Polymorphism
Kobayashi (Kobayashi et al. 1997)	1997	Japan	100	105	Chronic	Fc γ RIIIB NA1/NA2, Fc γ RIIA H131R
Sugita (Sugita et al. 1999)	1999	Japan	100	104	Chronic	Fc γ RIIIA F158V
Kobayashi (Kobayashi et al. 2000a)	2000	Japan	38	104	Aggressive	Fc γ RIIIB NA1/NA2, Fc γ RIIA H131R, Fc γ RIIIA F158V
Kobayashi (Kobayashi et al. 2001a)	2001	Japan	89	64	Chronic	Fc γ RIIIB NA1/NA2, Fc γ RIIA H131R, Fc γ RIIIA F158V
Yoshihara (Yoshihara et al. 2001)	2001	Japan	88	55	Aggressive, chronic	Fc γ RIIIB NA1/NA2
Fu (Fu et al. 2002)	2002	New Jersey	48	67	Aggressive	Fc γ RIIIB NA1/NA2, Fc γ RIIA H131R, Fc γ RIIIA F158V
Kobayashi (Kobayashi et al. 2003)	2003	Japan	42	42	Chronic	Fc γ RIIIB NA1/NA2, Fc γ RIIA H131R, Fc γ RIIIA F158V
Loos (Loos et al. 2003)	2003	Netherlands	68	61	Aggressive, chronic	Fc γ RIIIB NA1/NA2, Fc γ RIIA H131R, Fc γ RIIIA F158V
Chung (Chung et al. 2003)	2003	Taiwan	78	74	Aggressive, chronic	Fc γ RIIIB NA1/NA2, Fc γ RIIA H131R
Yamamoto (Yamamoto et al. 2004)	2004	New York	213	209	Chronic	Fc γ RIIA H131R
Tang (Tang et al. 2004)	2004	China	166	80	Chronic	Fc γ RIIA H131R
de Souza (de Souza & Colombo 2006)	2006	Brazil	31	49	Aggressive	Fc γ RIIIB NA1/NA2, Fc γ RIIA H131R
Wolf (Wolf et al. 2006)	2006	Sweden	132	73	Chronic	Fc γ RIIIB NA1/NA2, Fc γ RIIA H131R
Nibali (Nibali et al. 2006)	2006	UK	221	231	Aggressive	Fc γ RIIIB NA1/NA2, Fc γ RIIA H131R, Fc γ RIIIA F158V
Kobayashi (Kobayashi et al. 2007b)	2007	Japan	58	44	Chronic	Fc γ RIIIB NA1/NA2, Fc γ RIIA H131R, Fc γ RIIIA F158V
Kobayashi (Kobayashi et al. 2007a)	2007	Japan	100	100	Chronic	Fc γ RIIIB NA1/NA2, Fc γ RIIA H131R, Fc γ RIIIA F158V
Komatsu (Komatsu et al. 2008)	2008	Japan	113	108	Chronic	Fc γ RIIIB NA1/NA2, Fc γ RIIA H131R

Table 3. Results of the meta-analysis of studies that evaluated the association between Fcγ RIIA H131R polymorphism and either aggressive or chronic periodontal disease

Contrast	Race	Number of studies	Number of cases/controls	Random effects odds ratio (p-value)	95% Confidence interval	Begg/Egger/random effects regression (p-values)	I ² (p-value)
Fcγ RIIA H131R and aggressive periodontitis							
R allele versus H allele	All	6	374/586	1.002 (0.992)	0.695, 1.444	0.707/0.592/0.167	61.60% (0.023)
	Caucasian	1	12/61	0.272 (0.015)	0.095, 0.775	–	–
	Asian	2	65/178	1.579 (0.038)	1.025, 2.432	–	0.00% (0.747)
	Other	3	297/347	0.974 (0.865)	0.718, 1.320	–	30.60% (0.237)
RR genotype versus other (HH+HR) genotypes	All	6	374/586	1.067 (0.753)	0.711, 1.602	0.707/0.780/0.722	13.80% (0.326)
	Caucasian	1	12/61	0.131 (0.168)	0.007, 2.351	–	–
	Asian	2	65/178	2.143 (0.073)	0.931, 4.930	–	0.00% (1.000)
Other (RR+HR) genotypes versus HH genotype	All	3	297/347	0.952 (0.791)	0.659, 1.375	–	0.00% (0.700)
	Caucasian	1	12/61	1.000 (0.999)	0.610, 1.639	0.260/0.512/0.223	54.80% (0.050)
	Asian	2	65/178	0.233 (0.027)	0.064, 0.844	–	–
Other	3	297/347	1.608 (0.117)	0.887, 2.914	–	0.00% (0.844)	
Other	3	297/347	0.991 (0.976)	0.559, 1.757	–	47.20% (0.150)	
Fcγ RIIA H131R and chronic periodontitis							
R allele versus H allele	All	11	1117/960	1.073 (0.430)	0.900, 1.279	0.640/0.170/0.220	35.80% (0.113)
	Caucasian	3	401/343	0.872 (0.202)	0.706, 1.076	–	2.80% (0.357)
	Asian	8	716/617	1.189 (0.084)	0.977, 1.447	–	15.90% (0.305)
RR genotype versus other (HH+HR) genotypes	All	10	1004/852	1.245 (0.208)	0.885, 1.752	0.049/0.031/0.031	11.30% (0.339)
	Caucasian	3	401/343	1.056 (0.753)	0.751, 1.487	–	0.00% (0.559)
Asian	7	603/509	1.810 (0.082)	0.927, 3.536	–	16.60% (0.303)	
	Other (RR+HR) genotypes versus HH genotype	All	10	1004/852	1.045 (0.770)	0.779, 1.400	0.371/0.097/0.097
Caucasian	3	401/343	0.679 (0.019)	0.492, 0.938	–	0.00% (0.533)	
Asian	7	603/509	1.252 (0.155)	0.919, 1.705	–	29.60% (0.202)	

We list the results obtained with the random effects method (OR and 95% CI), the p-values from the three tests of publication bias (Begg's, Egger's and random effects regression) as well as the I² and p-value for heterogeneity.

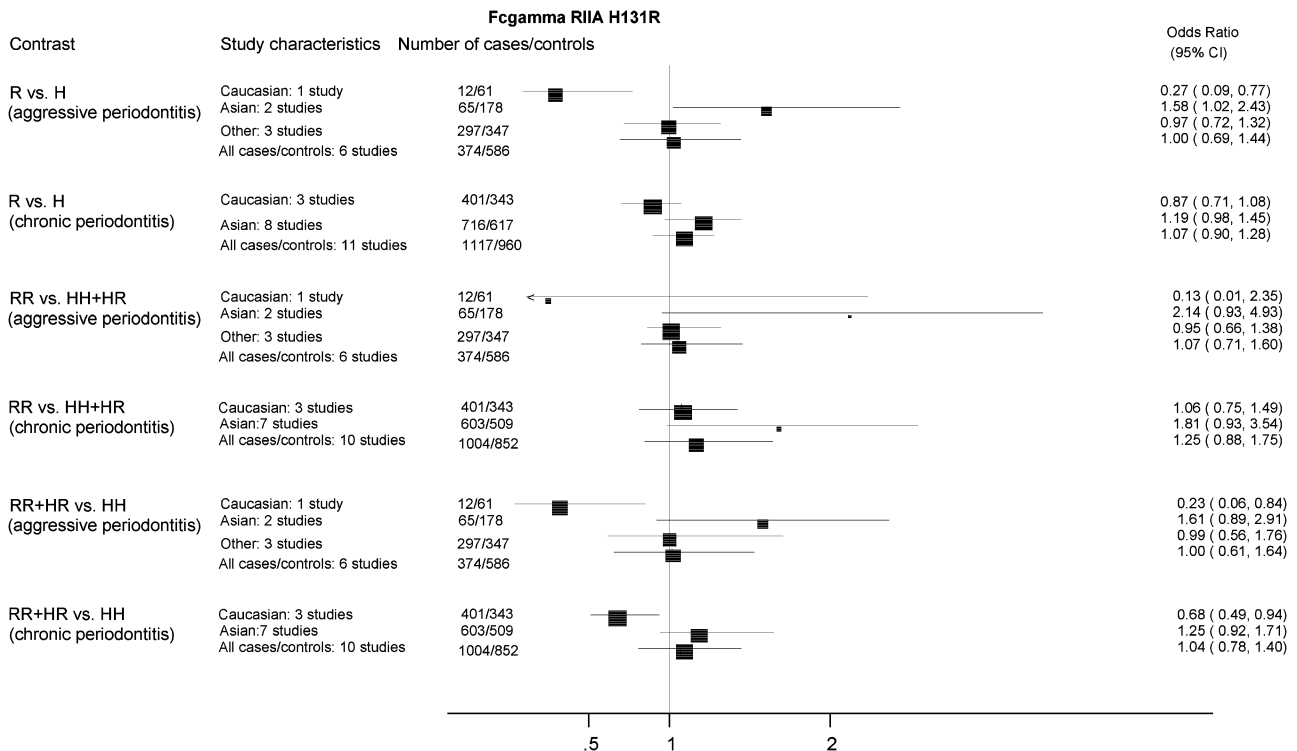


Fig. 2. Graphical representation for the results of the meta-analysis concerning the association of Fcγ RIIA H131R polymorphism with chronic and aggressive periodontitis.

Table 4. Results of the meta-analysis of studies that evaluated the association between the Fc γ RIIIA F158V polymorphism and either aggressive or chronic periodontal disease

Contrast	Race	Number of studies	Number of cases/controls	Random effects odds ratio (p-value)	95% Confidence interval	Begg/Egger/random effects regression (p-values)	I ² (p-value)
Fcγ RIIIA F158V and aggressive periodontitis							
V allele versus F allele	All	4	316/461	1.026 (0.884)	0.724, 1.456	0.734/0.597/0.281	43.30% (0.152)
	Caucasian	1	12/61	2.569 (0.040)	1.042, 6.337	–	–
	Asian	1	38/104	0.924 (0.793)	0.510, 1.672	–	–
	Other	2	266/296	0.942 (0.638)	0.736, 1.207	–	0.00% (0.369)
VV genotype versus other (FF+FV) genotypes	All	4	316/461	1.072 (0.735)	0.716, 1.606	0.734/0.481/0.549	0.00% (0.722)
	Caucasian	1	12/61	2.042 (0.302)	0.526, 7.924	–	–
	Asian	1	38/104	1.106 (0.872)	0.325, 3.761	–	–
Other (VV+FV) genotypes versus FF genotype	Other	2	266/296	0.994 (0.981)	0.634, 1.561	–	0.00% (0.552)
	All	4	316/461	0.926 (0.814)	0.490, 1.752	1.000/0.832/0.684	49.20% (0.116)
	Caucasian	1	12/61	7.639 (0.059)	0.926, 62.992	–	–
Other (VV+FV) genotypes versus FF genotype	Asian	1	38/104	0.848 (0.668)	0.401, 1.797	–	–
	Other	2	266/296	0.708 (0.468)	0.278, 1.802	–	49.20% (0.161)
Fcγ RIIIA F158V and chronic periodontitis							
V allele versus F allele	All	6	445/415	1.062 (0.629)	0.833, 1.353	0.707/0.592/0.618	21.50% (0.272)
	Caucasian	1	56/61	1.598 (0.077)	0.951, 2.684	–	–
	Asian	5	389/354	0.970 (0.799)	0.768, 1.225	–	0.00% (0.491)
VV genotype versus other (FF+FV) genotypes	All	6	445/415	0.941 (0.796)	0.594, 1.492	0.707/0.627/0.642	0.00% (0.508)
	Caucasian	1	56/61	1.633 (0.262)	0.693, 3.849	–	–
	Asian	5	389/354	0.752 (0.307)	0.436, 1.299	–	0.00% (0.726)
Other (VV+FV) genotypes versus FF genotype	All	6	445/415	1.119 (0.421)	0.851, 1.470	0.452/0.376/0.335	0.00% (0.456)
	Caucasian	1	56/61	1.898 (0.108)	0.869, 4.145	–	–
	Asian	5	389/354	1.039 (0.795)	0.777, 1.391	–	0.00% (0.613)

We list the results obtained with the random effects method (OR and 95% CI), the *p*-values from the three tests of publication bias (Begg's, Egger's and random effects regression) as well as the *I*² and *p*-value for heterogeneity.

ate model (OR for FV versus FF contrast: 0.909, 95% CI: 0.649, 1.275; OR for VV versus FF contrast: 0.988, 95% CI: 0.626, 1.561), insignificant estimates were derived. Between-study heterogeneity was not evident in most comparisons. All relative statistical tests showed no evidence for publication bias.

Regarding the role of Fc γ RIIIA F158V polymorphism in CP, a total of six studies were included (Table 4, Fig. 3). One research group studied individuals of Caucasian descent (Loos et al. 2003), while the remaining five studies concentrated on Asian populations (Sugita et al. 1999, Kobayashi et al. 2001a, 2003, 2007a, 2007b). The summary OR corresponding to the comparison of alleles (V versus F) was 1.062 (95% CI: 0.833, 1.353). Similar insignificant results without considerable heterogeneity or publication bias were observed in the other analyses. Furthermore, the application of the multivariate method yielded ORs of 1.171 (95% CI: 0.857, 1.599) and 0.995 (95% CI: 0.569, 1.738) for the FV versus FF and VV versus FF contrasts, respectively.

Fc γ RIIIB NA1/NA2 polymorphism

Totally, seven studies examined the association between the Fc γ RIIIB NA1/

NA2 polymorphism and AP (Table 5). Among them, three studies focused on Asian populations (Kobayashi et al. 2000a, Yoshihara et al. 2001, Chung et al. 2003) and one study included subjects of Caucasian origin (Loos et al. 2003). The per-allele OR was 2.005 with a 95% CI: 1.044, 3.851. The estimate was slightly larger (OR 2.118, 95% CI: 1.029, 4.361) in the comparison of NA2 homozygotes (NA2NA2 carriers) with subjects carrying other genotypes (NA1NA1+NA1NA2). The application of the multivariate meta-analytic approach yielded insignificant estimates. However, the ratio of the natural logarithms of these ORs (denoted by λ) was 0.521, implying a co-dominant model of inheritance, a result compatible with the significant estimate derived from the alleles contrast. Publication bias was absent in most analyses, while, on the other hand, there was considerable evidence for heterogeneity.

Overall, 10 studies investigated the effect of Fc γ RIIIB NA1/NA2 polymorphism on CP (Table 5, Fig. 4). Only two research teams (Loos et al. 2003, Wolf et al. 2006) recruited Caucasians. A significant estimate was observed (OR 1.397, 95% CI: 1.039, 1.878) in the NA2NA2 versus NA1NA1+NA1NA2 contrast. Under

the multivariate framework, the OR obtained from the NA2NA2 versus NA1NA1 contrast was also significant (1.442, 95% CI: 1.025, 2.029) and λ was close to zero (0.137) with a standard error of 0.329. Therefore, both the summary-based method and the multivariate technique suggested a recessive model of inheritance. Heterogeneity was not detected in all comparisons and no substantial evidence of publication or other small study-related bias was found in the analyses.

Discussion

Human Fc γ Rs create an important link between humoral and cellular defence mechanisms. One or more Fc γ R-mediated functions of immune cells may become less efficient or, on the contrary, overefficient because of polymorphisms in genes encoding Fc γ Rs. Three subclasses of human IgG receptors have been shown to be functionally polymorphic. Therefore, many research groups explored the potential effect of Fc γ R polymorphisms on the occurrence of various inflammatory and infectious diseases including periodontitis, which is determined by the host immune response

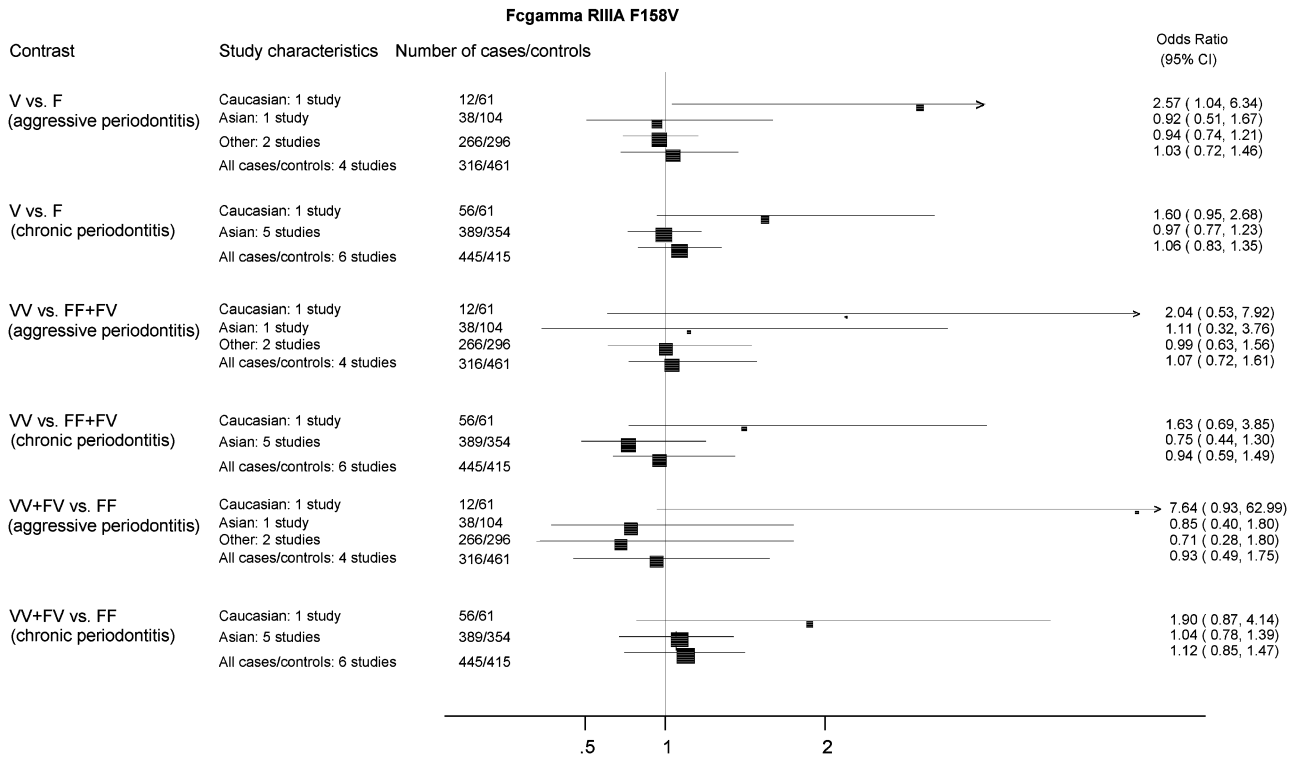


Fig. 3. Graphical representation for the results of the meta-analysis concerning the association of Fcγ RIIIA F158V polymorphism with chronic and aggressive periodontitis.

Table 5. Results of the meta-analysis of studies that evaluated the association between the Fcγ RIIIB NA1/NA2 polymorphism and either aggressive or chronic periodontal disease

Contrast	Race	Number of studies	Number of cases/controls	Random effects odds ratio (p-value)	95% Confidence interval	Begg/Egger/random effects regression (p-values)	I ² (p-value)
Fcγ RIIIB NA1/NA2 and aggressive periodontitis							
NA2 allele versus NA1 allele	All	7	414/641	2.005 (0.037)	1.044, 3.851	0.368/0.081/0.057	89.10% (0.000)
	Caucasian	1	12/61	0.783 (0.598)	0.315, 1.945	–	–
	Asian	3	102/233	1.810 (0.019)	1.102, 2.970	–	50.20% (0.134)
	Other	3	300/347	3.425 (0.105)	0.772, 15.200	–	95.60% (0.000)
NA2NA2 genotype versus other (NA1NA1+NA1NA2) genotypes	All	7	414/641	2.118 (0.042)	1.029, 4.361	0.548/0.109/0.067	68.20% (0.004)
	Caucasian	1	12/61	0.630 (0.486)	0.171, 2.315	–	–
	Asian	3	102/233	3.284 (0.001)	1.635, 6.598	–	0.00% (0.975)
Other (NA2NA2+NA1NA2) genotypes versus NA1NA1 genotype	All	3	300/347	2.524 (0.158)	0.698, 9.128	–	82.00% (0.004)
	Caucasian	1	12/61	0.982 (0.987)	0.104, 9.246	–	–
	Asian	3	102/233	2.093 (0.049)	1.003, 4.370	–	46.00% (0.157)
Other (NA2NA2+NA1NA2) genotypes versus NA1NA1 genotype	All	3	300/347	3.360 (0.258)	0.412, 27.409	–	94.70% (0.000)
	Caucasian	1	12/61	0.982 (0.987)	0.104, 9.246	–	–
	Asian	3	102/233	2.093 (0.049)	1.003, 4.370	–	46.00% (0.157)
Fcγ RIIIB NA1/NA2 and chronic periodontitis							
NA2 allele versus NA1 allele	All	10	792/726	1.132 (0.103)	0.975, 1.313	0.152/0.160/0.252	0.00% (0.771)
	Caucasian	2	188/134	0.914 (0.595)	0.658, 1.271	–	0.00% (0.722)
	Asian	8	604/592	1.195 (0.036)	1.012, 1.411	–	0.00% (0.830)
NA2NA2 genotype versus other (NA1NA1+NA1NA2) genotypes	All	9	679/618	1.397 (0.027)	1.039, 1.878	0.602/0.334/0.500	0.00% (0.906)
	Caucasian	2	188/134	1.023 (0.922)	0.644, 1.627	–	0.00% (0.597)
	Asian	7	491/484	1.730 (0.005)	1.177, 2.542	–	0.00% (1.000)
Other (NA2NA2+NA1NA2) genotypes versus NA1NA1 genotype	All	9	679/618	1.135 (0.311)	0.888, 1.450	0.754/0.978/0.978	0.00% (0.622)
	Caucasian	2	188/134	0.642 (0.218)	0.317, 1.300	–	0.00% (0.958)
	Asian	7	491/484	1.227 (0.124)	0.945, 1.594	–	0.00% (0.760)

We list the results obtained with the random effects method (OR and 95% CI), the p-values from the three tests of publication bias (Begg's, Egger's and random effects regression) as well as the I² and p-value for heterogeneity.

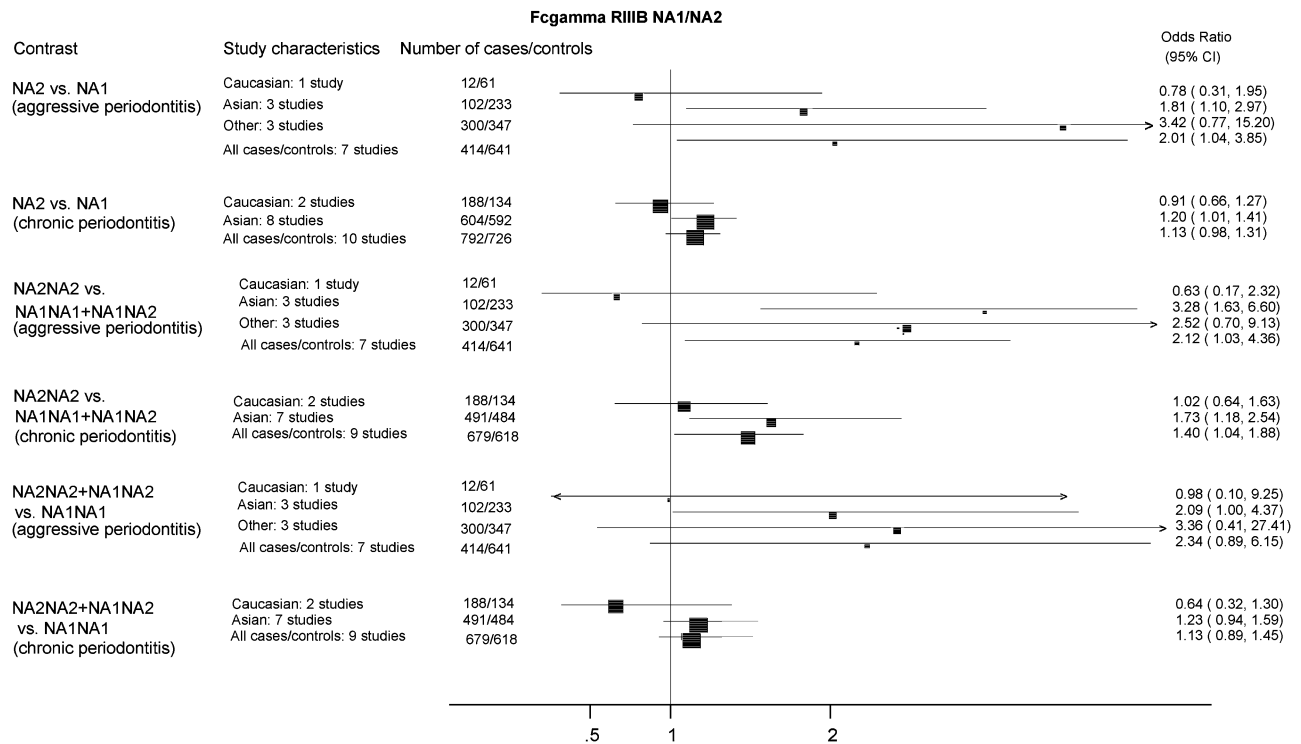


Fig. 4. Graphical representation for the results of the meta-analysis concerning the association of Fc γ RIIIB NA1/NA2 polymorphism with chronic and aggressive periodontitis.

against periodopathic microbes. The current meta-analysis summarizing the results of 17 previous studies in the field shows an association between the Fc γ RIIIB NA1/NA2 gene polymorphism and periodontal disease. More specifically, the NA2 allele seems to double the risk for AP, a finding that is more prominent for NA2 homozygotes. Moreover, the present report also documents an elevated risk for CP of NA2 homozygotes. On the other hand, the remaining Fc γ R polymorphisms, apart from the weak association between the Fc γ RIIA H131R polymorphism and aggressive periodontal disease in Asian populations, were not found to affect significantly the susceptibility to either CP or AP.

Accumulating evidence from basic research makes the association between the Fc γ RIIIB NA1/NA2 gene polymorphism and periodontal disease biologically plausible. The most abundantly found phagocyte, the polymorphonuclear leucocyte (PMN), expresses the polymorphic Fc γ RIIA and Fc γ RIIIB receptors (Bredius et al. 1994). With respect to the Fc γ RIIIB polymorphism in neutrophils, studies in the early 1990s demonstrated its functional significance. More specifically, the PMNs of indi-

viduals carrying the NA2 allele have shown reduced phagocytic capacity for Fc γ RIIIB-dependent probes (IgG-sensitized erythrocytes and concanavalin A-treated erythrocytes) (Salmon et al. 1990). These different properties were extended to biologically relevant antibodies since the NA2NA2 PMNs exhibited lower IgG1-mediated phagocytosis of bacteria, and monoclonal IgG3 anti-D-mediated rosette formation and phagocytosis than PMNs homozygous for NA1 (Bredius et al. 1994). Fc γ RIIIB-bearing cells have been detected in inflamed gingival tissue of patients with periodontal disease (Yuan et al. 1999a). The uptake of IgG-opsonized bacteria through Fc γ Rs on PMNs comprises a central defence mechanism in periodontium and various disorders of neutrophil function are associated with severe destruction of periodontal tissue (Kinane & Hart 2003). The concept of the involvement of the Fc γ RIIIB NA1/NA2 gene polymorphism in periodontal disease became more evident when IgG1- and IgG3-opsonized *Porphyromonas gingivalis*, a Gram-negative anaerobe implicated in periodontal disease, were found to be less effectively phagocytosed by NA2 PMNs (Kobayashi et al. 2000b). Moreover, the same

research group showed that the induction of oxidative burst on interaction with IgG1- and IgG3-opsonized *P. gingivalis* was reduced in NA2-carrying PMNs (Kobayashi et al. 2000b).

Some shortcomings of the analysis should be discussed. Periodontitis is a complex disease, and modifying factors such as smoking might possibly have an effect on genetic associations with periodontitis phenotypes. However, we were not capable of conducting genotype-stratified analyses due to the lack of properly reported sufficient data from the primary studies. Second, the statistical synthesis of gene-disease association studies in the field of periodontology pertains to many biases because of the small number of subjects enrolled in individual studies, the heterogeneity in periodontitis definition, the performance of multiple tests and the inappropriate selection of controls (Borrell & Papapanou 2005). Nevertheless, we invested a great deal of efforts in limiting possible source of bias by avoiding any form of quality scoring (Greenland 1998), searching for reports not included in electronic databases (Conn et al. 2003), retrieving eligible non-English articles (Pan et al. 2005), assessing the effect of HWE violations

(Trikalinos et al. 2006), applying multivariate meta-analytic techniques (Bagos 2008, Bagos & Nikolopoulos 2007), performing statistical tests for detecting publication bias (Egger et al. 1997, Sterne et al. 2000) and evaluating the existence of a time trend in the summary estimates (Ioannidis et al. 2001).

Allowing for the limitations listed above, the meta-analysis suggests that the FcγRIIIB NA1/NA2 gene polymorphism is an important factor associated with susceptibility to periodontitis. However, unlike simple genetic traits, an individual genetic variant is not sufficient to cause a complex disease such as periodontitis. Combining a few disease-associated alleles, even with moderate effects, may lead to estimates of periodontitis risks with considerable clinical utility (Ioannidis et al. 2006). For instance, a previous study that focused on the genetic aetiology of AP found an increased effect of FcγRIIIB NA2 allele when it was combined with a specific variant in the vitamin D receptor gene (Yoshihara et al. 2001). Future research should emphasize on the potential interaction of the FcγRIIIB NA1/NA2 gene polymorphism with other genetic variations such as the interleukin-1A 889T and interleukin-1B 3953/4T polymorphisms (Nikolopoulos et al. 2008), and the TLR4 Asp299Gly and Thr399Ile polymorphisms (Ozturk & Vieira 2009), which are also implicated in the pathogenesis of periodontal disease.

Acknowledgements

The authors would like to thank the editor and three anonymous reviewers whose comments and constructive criticism helped in improving the quality of the manuscript.

References

- Albandar, J. M., Brunelle, J. A. & Kingman, A. (1999) Destructive periodontal disease in adults 30 years of age and older in the United States, 1988–1994. *Journal of Periodontology* **70**, 13–29.
- Albandar, J. M., Muranga, M. B. & Rams, T. E. (2002) Prevalence of aggressive periodontitis in school attendees in Uganda. *Journal of Clinical Periodontology* **29**, 823–831.
- Armitage, G. C. (1999) Development of a classification system for periodontal diseases and conditions. *Annals of Periodontology* **4**, 1–6.
- Asman, B., Gustafsson, A. & Bergstrom, K. (1997) Gingival crevicular neutrophils: membrane molecules do not distinguish between periodontitis and gingivitis. *Journal of Clinical Periodontology* **24**, 927–931.
- Bagos, P. G. (2008) A unification of multivariate methods for meta-analysis of genetic association studies. *Statistical Applications in Genetics and Molecular Biology* **7**, 13.
- Bagos, P. G. & Nikolopoulos, G. K. (2007) A method for meta-analysis of case-control genetic association studies using logistic regression. *Statistical Applications in Genetics and Molecular Biology* **6**, 17.
- Bagos, P. G. & Nikolopoulos, G. K. (2009) Generalized least squares for assessing trends in cumulative meta-analysis with applications in genetic epidemiology. *Journal of Clinical Epidemiology* **62**, 1037–1044.
- Begg, C. B. & Mazumdar, M. (1994) Operating characteristics of a rank correlation test for publication bias. *Biometrics* **50**, 1088–1101.
- Binstadt, B. A., Geha, R. S. & Bonilla, F. A. (2003) IgG Fc receptor polymorphisms in human disease: implications for intravenous immunoglobulin therapy. *Journal of Allergy and Clinical Immunology* **111**, 697–703.
- Borrell, L. N. & Papapanou, P. N. (2005) Analytical epidemiology of periodontitis. *Journal of Clinical Periodontology* **32** (Suppl. 6), 132–158.
- Bourgeois, D., Bouchard, P. & Mattout, C. (2007) Epidemiology of periodontal status in dentate adults in France, 2002–2003. *Journal of Periodontal Research* **42**, 219–227.
- Bredius, R. G., Fijen, C. A., De Haas, M., Kuijper, E. J., Weening, R. S., Van de Winkel, J. G. & Out, T. A. (1994) Role of neutrophil Fc gamma RIIa (CD32) and Fc gamma RIIIb (CD16) polymorphic forms in phagocytosis of human IgG1- and IgG3-opsonized bacteria and erythrocytes. *Immunology* **83**, 624–630.
- Brothwell, D. & Ghiabi, E. (2009) Periodontal health status of the Sandy Bay First Nation in Manitoba, Canada. *International Journal of Circumpolar Health* **68**, 23–33.
- Chung, H. Y., Lu, H. C., Chen, W. L., Lu, C. T., Yang, Y. H. & Tsai, C. C. (2003) Gm (23) allotypes and Fcγ receptor genotypes as risk factors for various forms of periodontitis. *Journal of Clinical Periodontology* **30**, 954–960.
- Colombo, A. P., Eftimiadi, C., Haffajee, A. D., Cugini, M. A. & Socransky, S. S. (1998) Serum IgG2 level, Gm(23) allotype and FcγRIIIa and FcγRIIIb receptors in refractory periodontal disease. *Journal of Clinical Periodontology* **25**, 465–474.
- Conn, V. S., Valentine, J. C., Cooper, H. M. & Rantz, M. J. (2003) Grey literature in meta-analyses. *Nursing Research* **52**, 256–261.
- de Carvalho, F. M., Tinoco, E. M., Govil, M., Marazita, M. L. & Vieira, A. R. (2009) Aggressive periodontitis is likely influenced by a few small effect genes. *Journal of Clinical Periodontology* **36**, 468–473.
- de Souza, R. C. & Colombo, A. P. (2006) Distribution of FcγRIIIa and FcγRIIIb genotypes in patients with generalized aggressive periodontitis. *Journal of Periodontology* **77**, 1120–1128.
- DerSimonian, R. & Laird, N. (1986) Meta-analysis in clinical trials. *Controlled Clinical Trials* **7**, 177–188.
- Egger, M., Davey Smith, G., Schneider, M. & Minder, C. (1997) Bias in meta-analysis detected by a simple, graphical test. *BMJ* **315**, 629–634.
- Fredriksson, M., Gustafsson, A., Asman, B. & Bergstrom, K. (1998) Hyper-reactive peripheral neutrophils in adult periodontitis: generation of chemiluminescence and intracellular hydrogen peroxide after in vitro priming and FcγR-stimulation. *Journal of Clinical Periodontology* **25**, 394–398.
- Fredriksson, M., Gustafsson, A., Asman, B. & Bergstrom, K. (1999) Periodontitis increases chemiluminescence of the peripheral neutrophils independently of priming by the preparation method. *Oral Diseases* **5**, 229–233.
- Fredriksson, M. I., Gustafsson, A. K., Bergstrom, K. G. & Asman, B. E. (2003) Constitutionally hyperreactive neutrophils in periodontitis. *Journal of Periodontology* **74**, 219–224.
- Fu, Y., Korostoff, J. M., Fine, D. H. & Wilson, M. E. (2002) Fc gamma receptor genes as risk markers for localized aggressive periodontitis in African-Americans. *Journal of Periodontology* **73**, 517–523.
- Greenland, S. (1998) Meta-analysis. In: Rothman, K. J. & Greenland, S. (eds). *Modern Epidemiology*, pp. 643–673. Philadelphia: Lippincott Williams & Wilkins.
- Gurkan, A., Emingil, G., Saygan, B. H., Atilla, G., Kose, T., Baylas, H. & Berdeli, A. (2009) Renin-angiotensin gene polymorphisms in relation to severe chronic periodontitis. *Journal of Clinical Periodontology* **36**, 204–211.
- Gustafsson, A. & Asman, B. (1996) Increased release of free oxygen radicals from peripheral neutrophils in adult periodontitis after Fc delta-receptor stimulation. *Journal of Clinical Periodontology* **23**, 38–44.
- Heitz-Mayfield, L. J. (2005) Disease progression: identification of high-risk groups and individuals for periodontitis. *Journal of Clinical Periodontology* **32** (Suppl. 6), 196–209.
- Higgins, J. P., Thompson, S. G., Deeks, J. J. & Altman, D. G. (2003) Measuring inconsistency in meta-analyses. *BMJ* **327**, 557–560.
- Holtfreter, B., Schwahn, C., Biffar, R. & Kocher, T. (2009) Epidemiology of periodontal diseases in the Study of Health in Pomerania. *Journal of Clinical Periodontology* **36**, 114–123.
- Ioannidis, J. P., Ntzani, E. E., Trikalinos, T. A. & Contopoulos-Ioannidis, D. G. (2001) Replication validity of genetic association studies. *Nature Genetics* **29**, 306–309.
- Ioannidis, J. P. & Trikalinos, T. A. (2005) Early extreme contradictory estimates may appear in published research: the Proteus phenomenon in molecular genetics research and randomized trials. *Journal of Clinical Epidemiology* **58**, 543–549.

- Ioannidis, J. P., Trikalinos, T. A. & Khoury, M. J. (2006) Implications of small effect sizes of individual genetic variants on the design and interpretation of genetic association studies of complex diseases. *American Journal of Epidemiology* **164**, 609–614.
- Johnstone, A. M., Koh, A., Goldberg, M. B. & Glogauer, M. (2007) A hyperactive neutrophil phenotype in patients with refractory periodontitis. *Journal of Periodontology* **78**, 1788–1794.
- Kinane, D. F. & Hart, T. C. (2003) Genes and gene polymorphisms associated with periodontal disease. *Critical Reviews in Oral Biology and Medicine* **14**, 430–449.
- Kobayashi, T., Ito, S., Kuroda, T., Yamamoto, K., Sugita, N., Narita, I., Sumida, T., Gejyo, F. & Yoshie, H. (2007a) The interleukin-1 and Fc gamma receptor gene polymorphisms in Japanese patients with rheumatoid arthritis and periodontitis. *Journal of Periodontology* **78**, 2311–2318.
- Kobayashi, T., Ito, S., Yamamoto, K., Hasegawa, H., Sugita, N., Kuroda, T., Kaneko, S., Narita, I., Yasuda, K., Nakano, M., Gejyo, F. & Yoshie, H. (2003) Risk of periodontitis in systemic lupus erythematosus is associated with Fc gamma receptor polymorphisms. *Journal of Periodontology* **74**, 378–384.
- Kobayashi, T., Ito, S., Yasuda, K., Kuroda, T., Yamamoto, K., Sugita, N., Tai, H., Narita, I., Gejyo, F. & Yoshie, H. (2007b) The combined genotypes of stimulatory and inhibitory Fc gamma receptors associated with systemic lupus erythematosus and periodontitis in Japanese adults. *Journal of Periodontology* **78**, 467–474.
- Kobayashi, T., Sugita, N., van der Pol, W. L., Nunokawa, Y., Westerdaal, N. A., Yamamoto, K., van de Winkel, J. G. & Yoshie, H. (2000a) The Fc gamma receptor genotype as a risk factor for generalized early-onset periodontitis in Japanese patients. *Journal of Periodontology* **71**, 1425–1432.
- Kobayashi, T., van der Pol, W. L., van de Winkel, J. G., Hara, K., Sugita, N., Westerdaal, N. A., Yoshie, H. & Horigome, T. (2000b) Relevance of IgG receptor IIIb (CD16) polymorphism to handling of *Porphyromonas gingivalis*: implications for the pathogenesis of adult periodontitis. *Journal of Periodontal Research* **35**, 65–73.
- Kobayashi, T., Westerdaal, N. A., Miyazaki, A., van der Pol, W. L., Suzuki, T., Yoshie, H., van de Winkel, J. G. & Hara, K. (1997) Relevance of immunoglobulin G Fc receptor polymorphism to recurrence of adult periodontitis in Japanese patients. *Infection and Immunity* **65**, 3556–3560.
- Kobayashi, T., Yamamoto, K., Sugita, N., van der Pol, W. L., Yasuda, K., Kaneko, S., van de Winkel, J. G. & Yoshie, H. (2001a) The Fc gamma receptor genotype as a severity factor for chronic periodontitis in Japanese patients. *Journal of Periodontology* **72**, 1324–1331.
- Kobayashi, T., Yamamoto, K., Sugita, N., van Spriel, A. B., Kaneko, S., van de Winkel, J. G. & Yoshie, H. (2001b) Effective in vitro clearance of *Porphyromonas gingivalis* by Fc alpha receptor I (CD89) on gingival crevicular neutrophils. *Infection and Immunity* **69**, 2935–2942.
- Koene, H. R., Kleijer, M., Algra, J., Roos, D., von dem Borne, A. E. & de Haas, M. (1997) Fc gammaRIIIa-158V/F polymorphism influences the binding of IgG by natural killer cell Fc gammaRIIIa, independently of the Fc gammaRIIIa-48L/R/H phenotype. *Blood* **90**, 1109–1114.
- Komatsu, Y., Galicia, J. C., Kobayashi, T., Yamazaki, K. & Yoshie, H. (2008) Association of interleukin-1 receptor antagonist +2018 gene polymorphism with Japanese chronic periodontitis patients using a novel genotyping method. *International Journal of Immunogenetics* **35**, 165–170.
- Kyogoku, C., Tsuchiya, N., Matsuta, K. & Tokunaga, K. (2002) Studies on the association of Fc gamma receptor IIA, IIB, IIIA and IIIB polymorphisms with rheumatoid arthritis in the Japanese: evidence for a genetic interaction between HLA-DRB1 and FCGR3A. *Genes and Immunity* **3**, 488–493.
- Lang, N. P., Schatzle, M. A. & Loe, H. (2009) Gingivitis as a risk factor in periodontal disease. *Journal of Clinical Periodontology* **36** (Suppl. 10), 3–8.
- Lau, J., Antman, E. M., Jimenez-Silva, J., Kupelnick, B., Mosteller, F. & Chalmers, T. C. (1992) Cumulative meta-analysis of therapeutic trials for myocardial infarction. *New England Journal of Medicine* **327**, 248–254.
- Lau, J., Schmid, C. H. & Chalmers, T. C. (1995) Cumulative meta-analysis of clinical trials builds evidence for exemplary medical care. *Journal of Clinical Epidemiology* **48**, 45–57.
- Loos, B. G., John, R. P. & Laine, M. L. (2005) Identification of genetic risk factors for periodontitis and possible mechanisms of action. *Journal of Clinical Periodontology* **32** (Suppl. 6), 159–179.
- Loos, B. G., Leppers-Van de Straat, F. G., Van de Winkel, J. G. & Van der Velden, U. (2003) Fc gamma receptor polymorphisms in relation to periodontitis. *Journal of Clinical Periodontology* **30**, 595–602.
- Loos, B. G., van der Velden, U. & Laine, M. L. (2008) [Genetics and periodontitis]. *Ned Tijdschr Tandheelkd* **115**, 87–92.
- Mathews, J. B., Wright, H. J., Roberts, A., Cooper, P. R. & Chapple, I. L. (2007a) Hyperactivity and reactivity of peripheral blood neutrophils in chronic periodontitis. *Clinical and Experimental Immunology* **147**, 255–264.
- Mathews, J. B., Wright, H. J., Roberts, A., Ling-Mountford, N., Cooper, P. R. & Chapple, I. L. (2007b) Neutrophil hyper-responsiveness in periodontitis. *Journal of Dental Research* **86**, 718–722.
- Meisel, P., Carlsson, L. E., Sawaf, H., Fanghaenel, J., Greinacher, A. & Kocher, T. (2001) Polymorphisms of Fc gamma-receptors RIIa, RIIIa, and RIIIb in patients with adult periodontal diseases. *Genes and Immunity* **2**, 258–262.
- Michalowicz, B. S., Diehl, S. R., Gunsolley, J. C., Sparks, B. S., Brooks, C. N., Koertge, T. E., Califano, J. V., Burmeister, J. A. & Schenkein, H. A. (2000) Evidence of a substantial genetic basis for risk of adult periodontitis. *Journal of Periodontology* **71**, 1699–1707.
- Miyazaki, A., Kobayashi, T., Suzuki, T., Yoshie, H. & Hara, K. (1997) Loss of Fc gamma receptor and impaired phagocytosis of polymorphonuclear leucocytes in gingival crevicular fluid. *Journal of Periodontal Research* **32**, 439–446.
- Nagasawa, T., Kobayashi, H., Aramaki, M., Kiji, M., Oda, S. & Izumi, Y. (2004) Expression of CD14, CD16 and CD45RA on monocytes from periodontitis patients. *Journal of Periodontal Research* **39**, 72–78.
- Naito, M., Sakai, E., Shi, Y., Ideguchi, H., Shoji, M., Ohara, N., Yamamoto, K. & Nakayama, K. (2006) *Porphyromonas gingivalis*-induced platelet aggregation in plasma depends on Hgp44 adhesin but not Rgp proteinase. *Molecular Microbiology* **59**, 152–167.
- Nares, S. (2003) The genetic relationship to periodontal disease. *Periodontology* **2000** **32**, 36–49.
- Nibali, L., Parkar, M., Brett, P., Knight, J., Tonetti, M. S. & Griffiths, G. S. (2006) NADPH oxidase (CYBA) and Fc gamma R polymorphisms as risk factors for aggressive periodontitis: a case-control association study. *Journal of Clinical Periodontology* **33**, 529–539.
- Nikolopoulos, G. K., Dimou, N. L., Hamdrakas, S. J. & Bagos, P. G. (2008) Cytokine gene polymorphisms in periodontal disease: a meta-analysis of 53 studies including 4178 cases and 4590 controls. *Journal of Clinical Periodontology* **35**, 754–767.
- Nimmerjahn, F. & Ravetch, J. V. (2006) Fc gamma receptors: old friends and new family members. *Immunity* **24**, 19–28.
- Okada, H., Kida, T. & Yamagami, H. (1983) Identification and distribution of immunocompetent cells in inflamed gingiva of human chronic periodontitis. *Infection and Immunity* **41**, 365–374.
- Ory, P. A., Clark, M. R., Kwok, E. E., Clarkson, S. B. & Goldstein, I. M. (1989) Sequences of complementary DNAs that encode the NA1 and NA2 forms of Fc receptor III on human neutrophils. *Journal of Clinical Investigation* **84**, 1688–1691.
- Ozturk, A. & Vieira, A. R. (2009) TLR4 as a risk factor for periodontal disease: a reappraisal. *Journal of Clinical Periodontology* **36**, 279–286.
- Pan, Z., Trikalinos, T. A., Kavvoura, F. K., Lau, J. & Ioannidis, J. P. (2005) Local literature bias in genetic epidemiology: an empirical evaluation of the Chinese literature. *PLoS Medicine* **2**, e334.
- Petiti, D. B. (1994) *Meta-Analysis Decision Analysis and Cost-Effectiveness Analysis*. New York: Oxford University Press.
- Raunio, T., Knuutila, M., Hiltunen, L., Karttunen, R., Vainio, O. & Tervonen, T. (2009) IL-6(-174) genotype associated with the extent of periodontal disease in type 1 diabetic subjects. *Journal of Clinical Periodontology* **36**, 11–17.

- Ravetch, J. V. & Perussia, B. (1989) Alternative membrane forms of Fc gamma RIII(CD16) on human natural killer cells and neutrophils. Cell type-specific expression of two genes that differ in single nucleotide substitutions. *Journal of Experimental Medicine* **170**, 481–497.
- Salmon, J. E., Edberg, J. C. & Kimberly, R. P. (1990) Fc gamma receptor III on human neutrophils. Allelic variants have functionally distinct capacities. *Journal of Clinical Investigation* **85**, 1287–1295.
- Schatzle, M., Faddy, M. J., Cullinan, M. P., Seymour, G. J., Lang, N. P., Burgin, W., Anerud, A., Boysen, H. & Loe, H. (2009) The clinical course of chronic periodontitis: V. Predictive factors in periodontal disease. *Journal of Clinical Periodontology* **36**, 365–371.
- Sterne, J. A., Gavaghan, D. & Egger, M. (2000) Publication and related bias in meta-analysis: power of statistical tests and prevalence in the literature. *Journal of Clinical Epidemiology* **53**, 1119–1129.
- Stroup, D. F., Berlin, J. A., Morton, S. C., Olkin, I., Williamson, G. D., Rennie, D., Moher, D., Becker, B. J., Sipe, T. A. & Thacker, S. B. (2000) Meta-analysis of observational studies in epidemiology: a proposal for reporting. Meta-analysis of observational studies in epidemiology (MOOSE) group. *JAMA* **283**, 2008–2012.
- Sugita, N., Yamamoto, K., Kobayashi, T., Van Der Pol, W., Horigome, T., Yoshie, H., Van De Winkel, J. G. & Hara, K. (1999) Relevance of Fc gamma RIIIa-158V-F polymorphism to recurrence of adult periodontitis in Japanese patients. *Clinical and Experimental Immunology* **117**, 350–354.
- Tang, Y., Zhang, J. C., Zhang, W. H. & Pang, R. Y. (2004) [The association between Fc gamma receptor IIA gene polymorphism and susceptibility to chronic periodontitis in Chinese Han nationality]. *Hua Xi Kou Qiang Yi Xue Za Zhi* **22**, 158–161.
- Thompson, S. G. & Sharp, S. J. (1999) Explaining heterogeneity in meta-analysis: a comparison of methods. *Statistics in Medicine* **18**, 2693–2708.
- Trikalinos, T. A., Salanti, G., Khoury, M. J. & Ioannidis, J. P. (2006) Impact of violations and deviations in Hardy–Weinberg equilibrium on postulated gene-disease associations. *American Journal of Epidemiology* **163**, 300–309.
- van der Pol, W. & van de Winkel, J. G. (1998) IgG receptor polymorphisms: risk factors for disease. *Immunogenetics* **48**, 222–232.
- Warmerdam, P. A., van de Winkel, J. G., Vlug, A., Westerdal, N. A. & Capel, P. J. (1991) A single amino acid in the second Ig-like domain of the human Fc gamma receptor II is critical for human IgG2 binding. *The Journal of Immunology* **147**, 1338–1343.
- Wilson, M. E., Bronson, P. M. & Hamilton, R. G. (1995) Immunoglobulin G2 antibodies promote neutrophil killing of *Actinobacillus actinomycetemcomitans*. *Infection and Immunity* **63**, 1070–1075.
- Wolf, D. L., Neiderud, A. M., Hinckley, K., Dahlen, G., van de Winkel, J. G. & Papapanou, P. N. (2006) Fc gamma receptor polymorphisms and periodontal status: a prospective follow-up study. *Journal of Clinical Periodontology* **33**, 691–698.
- Wu, J., Edberg, J. C., Redecha, P. B., Bansal, V., Guyre, P. M., Coleman, K., Salmon, J. E. & Kimberly, R. P. (1997) A novel polymorphism of Fc gamma RIIIa (CD16) alters receptor function and predisposes to autoimmune disease. *Journal of Clinical Investigation* **100**, 1059–1070.
- Xie, C. J., Xiao, L. M., Fan, W. H., Xuan, D. Y. & Zhang, J. C. (2009) Common single nucleotide polymorphisms in cyclooxygenase-2 and risk of severe chronic periodontitis in a Chinese population. *Journal of Clinical Periodontology* **36**, 198–203.
- Yamamoto, K., Kobayashi, T., Grossi, S., Ho, A. W., Genco, R. J., Yoshie, H. & De Nardin, E. (2004) Association of Fc gamma receptor IIa genotype with chronic periodontitis in Caucasians. *Journal of Periodontology* **75**, 517–522.
- Yamamoto, K., Kobayashi, T., Sugita, N., Tai, H. & Yoshie, H. (2007) The Fc gamma RIIa polymorphism influences production of interleukin-1 by mononuclear cells. *International Journal of Immunogenetics* **34**, 369–372.
- Yoshihara, A., Sugita, N., Yamamoto, K., Kobayashi, T., Miyazaki, H. & Yoshi, H. (2001) Analysis of vitamin D and Fc gamma receptor polymorphisms in Japanese patients with generalized early-onset periodontitis. *Journal of Dental Research* **80**, 2051–2054.
- Yuan, Z. N., Schreurs, O., Gjerme, P., Helgeland, K. & Schenck, K. (1999a) Topical distribution of Fc gamma RI, Fc gamma RII and Fc gamma RIII in inflamed human gingiva. *Journal of Clinical Periodontology* **26**, 441–447.
- Yuan, Z. N., Tolo, K. & Helgeland, K. (1998) Soluble Fc gamma receptors in periodontal lesions. *Oral Microbiology and Immunology* **13**, 310–314.
- Yuan, Z. N., Tolo, K., Schenck, K. & Helgeland, K. (1999b) Increased levels of soluble Fc gamma receptor III in gingival fluid from periodontal lesions. *Oral Microbiology and Immunology* **14**, 172–175.

Address:
 Pantelis G. Bagos
 Department of Computer Science and Biomedical Informatics
 University of Central Greece
 Papaniopolou 2-4, Lamia 35100
 Greece.
 E-mail: pbagos@ucg.gr

Clinical Relevance

Scientific rationale for the study: Conflicting results have been presented in the past concerning the role of a genetic component in the susceptibility to periodontitis and several SNPs of the Fc γ R genes have been implicated.

Principal findings: With this meta-analysis, we present for the first time evidence that the Fc γ RIIB NA1/NA2 polymorphism is significantly associated with chronic as well as with aggressive periodontal disease, whereas the Fc γ RIIA H131R poly-

morphism slightly affects the occurrence of AP in Asian populations. *Practical implications:* The results presented here may have implications in screening and prevention of periodontal disease.